




HUNTER MIDDLE SCHOOL

6810 LEBRON STERCHI DRIVE
OOLTEWAH, TENNESSEE 37363
(423) 344-1474 FAX (423) 344- 1485



Dear Students and Parents,

It is with great pleasure and anticipation that I extend to you a warm welcome to Hunter Middle School for the upcoming academic year. As the Principal, I am thrilled to embark on this journey of learning, growth, and exploration with each and every one of you.

At Hunter Middle School, we are committed to fostering an environment where students are empowered to excel academically, socially, and personally. Our dedicated faculty and staff are here to support you every step of the way, ensuring that you receive the highest quality education and guidance to reach your fullest potential.

Our student handbook serves as a comprehensive guide to the policies, procedures, and resources available to you throughout your time at Hunter Middle School. It is designed to provide clarity, promote accountability, and cultivate a culture of respect and responsibility within our school community.

Within the pages of this handbook, you will find valuable information on:

- Academic expectations and standards
- Code of conduct and disciplinary procedures
- Extracurricular activities and opportunities
- Student support services and resources
- Communication channels between school, students, and parents
- And much more

I encourage both students and parents to thoroughly review the contents of the handbook together. By familiarizing yourselves with its contents, you will gain a deeper understanding of our school's values, policies, and expectations, thereby contributing to a positive and productive educational experience for all.

As we embark on this new academic year, let us embrace the challenges and opportunities that lie ahead with enthusiasm and determination. Together, we will create a vibrant community where each individual is valued, supported, and inspired to achieve their goals.

Once again, welcome to Hunter Middle School. I am excited to embark on this journey with you and look forward to witnessing your growth and success in the months and years to come.

Warm regards,

Heidi Moses
Principal

HUNTER MIDDLE SCHOOL

Stay Connected with US



Visit our website

hunter.hcde.org



Check out our Facebook Page

Hunter Middle School



HUNTER_HAWKS_TN

Follow us on Instagram

[hunter_hawks_tn](https://www.instagram.com/hunter_hawks_tn)



GiveBacks

Pay fees, FieldTrip, Sports & ETC text

memberhub.com



HUNTER MIDDLE SCHOOL

6810 LERRON STERCH DRIVE

OLTEWAH, TN, 37363

423-344-1474

Hunter Middle School

Dress Code 24 - 25

STUDENTS MUST ENTER THE BUILDING IN THE CORRECT PANTS, SHIRTS, AND SHOES

The dress code will be strictly enforced.



***Athletic Teams - the Head Coach for each team, with prior administrative approval, will determine game-day apparel for their teams.**

Honor/Star Roll students must wear their lanyards at all times.

Final decisions on any dress code questions will be decided by the administrative team.

Shoes

- Must be closed-toed.
- Must not be house shoes, flip-flop style, or Crocs.
- Must be worn at all times in school.

Shirts

- Must be a SOLID polo or crewneck of any color.
- Must not be shorter than hip-length and must be at the pant line at all times (hands up).
- No GRAPHICS or patterns of any kind.
- Hunter t-shirts/sweatshirts are available for purchase and can be worn daily.
- Hunter t-shirts purchased outside of Hunter are allowable per administrative approval.
- Cardigan sweaters, sweaters, fleece pullovers, quarter-zip, and crewneck sweatshirts must be SOLID in color.
- Hoodies may NOT be worn in the building at any time.

Outerwear

- All coats and full zip or full-buttoned jackets must be kept in lockers until going outside.

Pants, Shorts, Skirts

- Must be SOLID cotton-twill khaki-colored, navy, gray, black, or denim blue jeans.
- Must be worn at the waistline, be size appropriate, and cannot be longer than knees or shorter than fingertips.
- May not have holes, patches, or visible skin showing.
- May not be leggings, jeggings, or athletic/sweatpants.
- May not be skirts/skorts or dresses - unless for religious purposes with documentation from your religious organization.

Accessories

- No hats, bandanas, scarves, or other head coverings may be worn in the building at any time - unless for religious purposes with documentation from your religious organization.
- Hair must not cover the eyes.

**Hunter Middle School
6th Grade Supply List
2024 - 2025**

General Supplies – Non-Academic

(These items will be turned in to the homeroom teacher to be used among all students)

- | | |
|-----------------------------|-----------------------------|
| 3 boxes of tissues | 2 packs of white copy paper |
| 1 roll of paper towels | Loose-leaf paper |
| 1 container of Clorox wipes | |

General Supplies - Academic

- | | |
|--|---|
| 1 YELLOW plastic folder w/ pockets/prongs | Hand-held pencil sharpeners |
| 2 pack of erasable colored pencils (1 for Art; 1 for Core classes) | 2 pack Glue Sticks |
| 2 large pencil pouches | Pencils (and more pencils) |
| 1 pack of markers (similar to Crayola markers) | Lanyard and Tag-holder (for dressdown rewards) |
| Earbuds for their Chromebooks (must have wires) | |

A protective case and a mouse for student Chromebooks are suggested but not required

Math

- | | |
|--|----------------------------------|
| 1 BLUE plastic folder with pockets/prongs | 1 composition book |
| 1 BLUE 3 subject spiral notebook | 1 pack single colored copy paper |

Mandatory: At Hunter Middle School, we use the **TI-34 Multiview** calculator starting in 6th grade. This calculator will be used in each of their math classes through the end of 8th-grade math. An investment in a personal calculator will aid your child in class as well as with homework and TN Ready testing. These calculators can be difficult to find in stores in August due to high demand. We suggest you either order them online or through the school. Here at school, we can purchase the **TI-34** at cost through a supplier for as little as **\$16.19**; however, the more we order the more that price will drop. The official price will be set based on the number ordered. We will send home an order form at the beginning of the school year. Money will be due **BEFORE** the order is made.

Language Arts

- | | |
|--|---------------------------------------|
| 1 GREEN plastic folder with pockets | 1 pack Expo Dry-erase markers |
| 1 pkg. of index cards | 1 pkg. highlighters (assorted colors) |

Novel Studies

- | | |
|--|------------------------------------|
| 1 BLACK plastic folder with pockets | Post-its and more post-its (3"x3") |
| 1 wide-ruled composition notebook (100 pages) | |

Science

- 1 composition notebook (100 pages)

Social Studies

- 1 **RED** plastic folder with pockets
1 spiral notebook

Recommendation: Folding metal shelving unit for their lockers. It will help with organization.

The only other supplies that might be needed will be for related arts classes. As students enter these classes, they will be made aware of any necessary supplies.

Hamilton County Board of Education

Monitoring: Review: Quarterly in September, December, March, & June	Descriptor Term: Cell Phone Use	Descriptor Code: 6.311	Issued Date: 07/20/23
		Rescinded:	Revised:

1
2 The increase in use of cell phones and personal communication devices by students during the school
3 day has become a significant distraction in the school environment and is impeding student learning.
4 While there is considerable dependence on cell phones and personal communication devices, additional
5 guidance is needed to protect valuable time for learning and foster and maintain positive school
6 environments.

7
8 Devices are defined as cell phones, personal communication devices, and personal electronic devices
9 including, but not limited to, wearable technology such as eyeglasses, rings, earbuds, headphones, or
10 watches that have the capability to record, live stream, or interact with wireless technology.

11
12 Restrictions to device use:

- 13
- 14 • Taking photos or recording videos, whether by cell phone or any other device, is prohibited.
 - 15 • Using cell phone cameras to record altercations on school grounds or at school events is
16 prohibited. In such cases, phones may be confiscated as evidence and consequences will be
17 assigned. Consequences may be issued for the person who records and/or shares an altercation.
 - 18 • Cell phone recordings done outside of school that are shared by and with members of the school
19 community and cause harm toward students and/or a significant disruption in school are
20 prohibited.

21 Consequences for cell phone violations will be issued in alignment with the HCS Code of Acceptable
22 Behavior. The consequences for violating this cell phone policy may be in addition to any other
23 violations of the HCS Code of Acceptable Behavior. Finally, students bring cell phones and personal
24 electronic devices to school at their own risk. School staff are not liable for lost or stolen cell phones and
25 are not responsible to conduct any investigations regarding the loss of a student electronic device.

26 Students may possess devices so long as they are not seen or heard, and should be stored in closed
27 pockets, backpacks, purses, bags, assigned locker, automobile, or other school approved location.

28 When technology is utilized to support the instruction of standards in the classroom, the use of chrome
29 books should be prioritized over cell phones. The principal or his/her designee may grant a student
30 permission to use a cell phone as a device to assist with instruction at his/her discretion. For grades 9-
31 12, each individual school may choose to allow cell phones in designated areas during lunch period.

32 **STUDENT EXCEPTIONS**

33 Students may be allowed to use a cell phone as a tool for hearing, translation, or other functions for
34 students with a 504 Plan or IEP that articulates both the need and parameters for use. All staff will be
35 informed if a student has an identified exception and will accommodate the student accordingly.

Hunter Middle School

Security System

We want to ensure that HMS stays vigilant about the safety of all our students. There is a panel to the left of the main door. To enter the building press the lit button on the doorbell detection camera. Once access is authorized, you will hear the door click as it unlocks. You may then enter the building. We ask that you also be vigilant in the safety of our children by following these guidelines:

*** Please Do Not "piggyback" upon entering or exiting the building***

In other words, do not allow someone else to enter with you once you are given access into the building.

When exiting the building, also make sure the door closes and no one enters upon your exit.

Thank you in advance, as we work to ensure the safety of our students.

NO DISMISSALS AFTER 1:45

**** Closed Circuit Audio & Video in Use***



**HAMILTON
COUNTY
SCHOOLS**

School
Health

Dear Parents/Legal Guardians,

In order for students to receive over the counter medications at school, a permission form must be completed by the parent or guardian. The over the counter medications must be brought to the school by the parent for elementary children or by students in middle or high school if brought to the clinic at the beginning of the day. The medications must be brought to the clinic in the original packaging with the child's name on the packaging.

If you would like over the counter medications to be available for your child during the school day, please make sure that your child has permission for the School Nurse to administer over the counter medications by completing the attached form. If the form is not completed or over the counter medications are not brought to the clinic, no over the counter medications will be given to your child by the School Nurse. The permission form will be confidential and placed in your child's health folder.

As a reminder, if you give permission for your child to be given an over the counter medication during the school day, it must be sent to school in the original packaging. Your child's name must be on the packaging.

On the back of this letter is the Hamilton County School District's medication policy. Please keep this policy for future reference, especially if your child will be taking prescribed and/or over the counter medications at school.

The School Nurses welcome your questions and concerns. If we can assist you in any way, please call. We also ask that meds prescribed to be given twice daily and three times daily be given at home if possible.

School Health Nurses

Hamilton County Schools

STUDENTS ARE NOT ALLOWED TO TAKE OR BE GIVEN MEDICATIONS AT SCHOOL unless all forms and your Individualized Student Medical Orders have been returned to the school nurse for review and approval each school year.



HAMILTON
COUNTY
SCHOOLS

School
Health

OVER-THE-COUNTER MEDICATION PERMISSION FORM

_____ Student Name _____ Date _____ Birthdate _____ Grade _____ School

OVER-THE-COUNTER MEDICATION

By signing below, I give permission for school personnel to administer the following medication(s) as needed to my student for minor discomfort or injury. This will not require an ISMO (Individualized Student Medical Order). However, if my student requires prescription medications an ISMO will be necessary. I will supply the following over the counter medications for my student in the original bottle labeled with my child's name:

Medication name: _____ Dosage: _____

Route (ex. By mouth): _____ Time to administer medication: _____

Reason for medication: _____

Medication name: _____ Dosage: _____

Route (ex. By mouth): _____ Time to administer medication: _____

Reason for medication: _____

Medication name: _____ Dosage: _____

Route (ex. By mouth): _____ Time to administer medication: _____

Reason for medication: _____

School Personnel who administer over-the-counter medication according to manufacturer's dosing instructions shall be held harmless for any adverse reaction experienced by the student. My student has previously taken the medication(s) listed above with no known adverse reaction.

Parent/Legal Guardian printed Name: _____


Parent/Legal Guardian Address: _____

Parent/Legal Guardian Phone Number/Emergency Phone Number: _____

Parent/Guardian Signature: _____



6th Grade Summer Reading



Click here
for the
reading
guide!

Read two books this summer!

Choose one of these books

(click the book for a link to Amazon)

** complete the reading guide - there will be a test about your chosen book, but you're allowed to use your reading guide notes **

Choose one book - any book

you want!

** make sure to do the reading log and get it signed by an adult and return it the first week of school **

Reading Log

If you are having trouble finding the book, please call the school to borrow one



Click here
for
reading
guide!

Maniac Magee

Jerry Spinelli

BACKGROUND

The town where *Maniac Magee* takes place, Two Mills, is based on Spinelli's hometown of Norristown, PA. Spinelli claims that he adapted some elements from his town and his personal experiences there for his novel. In interviews, he has recalled a time where he was the only white kid at a twelve-year-old's birthday and that his best friend growing up was born an orphan, discovered in a wicker basket on the steps of a convent. Spinelli became inspired to write a story about a hero to other kids that defied the limits of race divisions.

QUICK GUIDE

As you read *Maniac Magee*, keep the following literary elements in mind:

- **DIALECT** is the form of language spoken by people in a particular region or group. Spinelli uses different types of dialect to distinguish his characters from one another and to put them in context.
- **CHARACTERIZATION** is the way or ways in which a writer reveals information about a character. In **direct characterization**, a writer makes direct statements about a character's appearance, personality, and actions. In **indirect characterization**, a writer suggests information about a character through what the character says and does or what other characters say about him or her.
- **SUSPENSE** is a feeling of curiosity or uncertainty about the outcome of events that keeps the reader interested in the plot of a story. Spinelli uses dangerous action, foreshadowing, and dialogue to create suspense in the novel.
- **PERSONIFICATION** is a type of figurative language that gives human characteristics to inanimate objects or ideas. Spinelli often personifies the weather and the months of the year to give them a more visceral, human-like role in the novel.
- **CONFLICT** is a struggle between opposing forces in a narrative. **External conflict** occurs between characters or between a character and a larger force, such as nature or society. **Internal conflict** occurs within a character that faces opposing ideas, feelings, or choices.
- **SYMBOLISM** is the use of a symbol, such as an animal or a gesture/action, like running or pointing, to represent larger ideas or qualities.

VOCABULARY

1. **commotion** *n.* a state of unrest; uproar and excited confusion
2. **lumbered** *v.* to move slowly and thoughtfully
3. **vacant** *adj.* not filled by people; empty
4. **pitiful** *adj.* causing or deserving feelings of sympathy
5. **unworthy** *adj.* not good enough to deserve something
6. **steazy** *adj.* dishonest; dirty; indecent
7. **recognition** *n.* the act of accepting or acknowledging something is important or true
8. **declare** *v.* to state something confidently, officially, or publically
9. **rickety** *adj.* not stable or sturdy
10. **preposterous** *adj.* silly; foolish
11. **languished** *v.* feeble; weak; dispirited
12. **reluctant** *adj.* not eager to do something; feeling doubtful
13. **mourner** *n.* someone who feels or shows deep sadness due to someone's death
14. **vast** *adj.* very large or great in size, amount, or intensity
15. **nonchalant** *adj.* seeming indifferent or relaxed
16. **witness** *n.* a person who sees something happen, such as a crime
17. **forlorn** *adj.* sad; empty; lonely; hopeless
18. **swagger** *v.* to walk confidently
19. **merciful** *adj.* treating people with forgiveness
20. **illusion** *n.* something that looks different from what it really is; something that seems true but is false

The House of Dies Drear

Virginia Hamilton

BACKGROUND

The House of Dies Drear was inspired by the courageous people involved with the Underground Railroad, which started about 1810 and continued until the end of the Civil War in 1865. This was a secret system by which sympathetic northerners helped southern slaves escape to freedom in free states or in Canada. Its name derived from its secrecy and from the use of railroad terms to describe the system. Routes were called *lines*, stopping places were called *stations*, and guides were called *conductors*.

The Underground Railroad defied the Fugitive Slave Acts, which held that runaway slaves could be hunted, seized, and returned to their owners. Many slaves fled through the free state of Ohio, which lay north of the slaveholding states of Kentucky and Virginia and bordered on Canada. Guides and safe houses were necessary even in free states like Ohio because slave owners usually offered money for the capture of escaped slaves, and slave hunters were ruthless in their pursuit of the runaways.

QUICK GUIDE

- As you read *The House of Dies Drear*, keep the following literary elements in mind:
- This novel uses a **third-person point of view**, in which a voice outside the story narrates. Although the reader sees the world basically through Thomas's eyes, other characters' thoughts are sometimes revealed by the omniscient, or all-knowing, narrator. Consider how this point of view adds depth to the story.
 - The author uses **figurative language** to create vivid impressions by setting up comparisons between dissimilar things. A **simile** uses the word *like* or *as* to make a comparison. **Personification** gives human characteristics to a nonhuman subject.
 - The novel builds **suspense** by putting the welfare of the main character in danger, leaving the reader uncertain of the outcome. Curiosity about Thomas's fate involves the reader in the mystery.
 - **CHARACTERIZATION** is the act of developing a character. In this book, much of Thomas's character must be inferred through **indirect characterization**, for which the reader draws conclusions based on the character's words, actions, and interactions with other characters.
 - **IMAGERY** is language used to create word pictures that appeal to the senses of sight, hearing, taste, touch, and smell. Notice how the author uses imagery to bring to life Mr. Small's office, the vandalized kitchen, and Pluto's cave.
 - A **THEME** is a central message or insight revealed in a literary work. A work such as this often has more than one theme. Consider the insights this book expresses about black heritage, appearance and reality, and how the past affects the present.


VOCABULARY

1. **desolation** *n.* loneliness
2. **nestled** *v.* snugled
3. **eccentric** *adj.* odd; peculiar
4. **opaque** *adj.* not letting light through
5. **pathetic** *adj.* moving; pitiful
6. **crestfallen** *adj.* sad; dejected
7. **meander** *v.* to follow a turning and winding course
8. **menacing** *adj.* threatening
9. **cordial** *adj.* friendly
10. **agitated** *adj.* disturbed or upset
11. **ornate** *adj.* heavily adorned; showy
12. **trayed** *adj.* weakened; strained
13. **malice** *n.* desire to do another harm; active ill will
14. **bemused** *adj.* thoughtful; confused
15. **aloofness** *n.* coolness
16. **stupendous** *adj.* amazing; marvelous
17. **legacy** *n.* something left to someone, as in a will
18. **anguish** *n.* suffering
19. **apparition** *n.* ghost; spirit
20. **intricate** *adj.* elaborate


DATE	TITE OF BOOK	NUMBER OF PAGES	NUMBER OF MINUTES

SUMMER READING LOG

NAME _____



Hunter Middle School Band
6810 Lebron Sterchi Drive
Ooltewah, TN 37363
423-344-1474



Dear 5th Grade Parents and Students,

Welcome to Hunter Middle School! I am so pleased to tell you about our band program. As you may know, in Middle School your child has the opportunity to participate in an Instrumental Music class. If they have ever wanted to learn a musical instrument, this is the best way to do it as they get to practice it every day at school!

If you would like to have your student placed into a band class next year, please email me at critchfield_edwin@hcde.org

We are hosting an **instrument testing night** here at the Hunter Middle Band Room. Representatives from Giant Steps Music store will be here to facilitate your child in testing the different instruments we will have available to choose from for upcoming 6th graders. This will also be an opportunity to meet me, Mr. Critchfield, as well as get a look at the amazing Band room we have here. **This event will be in the Hunter Middle Band room at the rear of the school building on July 11th from 4:30 to 6:00 pm.** If you are not able to attend, don't worry, Giant Steps will be happy to facilitate an instrument test at their store during their normal operation hours.

We are excited to announce that there will be a Summer Band Program available to your student this summer free of charge! The dates and times of those weeks of Summer Band are located on the back of this sheet. This is a great way to make sure your student is ready for Band class once school begins next Fall.


Thank you and I look forward to working with you and your child during the following years.

Sincerely,


Jamey Critchfield
Band Director



Hunter Middle School Summer Band



GIG CITY GIRLS



Time: 2:20-3:50

Place: Room 104

Meeting Dates

AUGUST 14, 19, 21, 26, 28

SEPTEMBER 4, 9, 11, 16, 23, 25, 30

OCTOBER 2, 7, 9, 21, 23, 28, 30

NOVEMBER 4, 6, 11, 13, 18, 20, 25

DECEMBER 2, 4, (if qualifier is on the 9th) *9, *11 (if qualifier is on the 14th)

JANUARY Off Unless invited to compete. In that case the dates will be announced then.

FEBRUARY 5, 12, 19

MARCH 3, 5, 12, 26

APRIL 2, 9, 16, 23, 30



MAY 7

Club Purpose: to learn to code or improve coding skills using Spike Prime and Scratch and other platforms.

**Complete this form:
<https://forms.gle/NLdPagvze1uvXFzX9>
if interested. Only 12 spaces available. Email will be sent before club begins with information.**



Student must have transportation at the end of club.



FINAL FORMS™

FinalForms

Registering a student

What information will I need?

Basic medical history and health information, insurance company and policy number, doctor, dentist, and medical specialist contact information, hospital preference and contact information.

How do I register my first student?

IMPORTANT: If you followed the steps on the previous page, you may jump to Step number 3.

1. Go to: <https://hamiltoncounty-tn.finalforms.com/>

2. Click **LOGIN** under the Parent icon.




3. Locate and click the **ADD STUDENT** button.

4. Type in the **LEGAL NAME** and other required information. Then, click **CREATE STUDENT**.

5. If your student plans to participate in a sport, activity, or club, then click the checkbox for each. Then, click **UPDATE** after making your selection. Selections may be changed until the registration deadline.

6. Complete each form and sign your full name (i.e. 'Jonathan Smith') in the parent signature field on each page. After signing each, click **SUBMIT FORM** and move on to the next form.



7. When all forms are complete, you will see a 'Forms Finished' message.

IMPORTANT: If required by your district, an email will automatically be sent to the email address that you provided for your student that will prompt your student to sign required forms.

How do I register additional students?

Click **MY STUDENTS**. Then, repeat steps number 3 through number 7 for each additional student.

How do I update information?

Login at any time and click **UPDATE FORMS** to update information for any student.

Hunter Middle School Football 2024

- **Dates**

- **July 11th**- Final Forms check/help and equipment distribution 8 am-12 pm. Please come by the school during these hours, if you are able, for any equipment you might need. We will also pass out equipment the first day of tryouts, but would like to distribute as much as possible on 7/11. We will also check and help with Final Forms if you have any questions. If you do not need equipment and Final Forms is 100% complete then you do not need to come by.
- **July 15th-July 19th** (Heat Acclimatization week)
- Each player *must* complete 2 days in helmet only and 3 days in helmet and shoulder pads before full pad contact evaluations, regardless of their start date.
- **July 22nd and 23rd** (Full pads contact evaluations)
- Please contact Coach Barth via email if you will be missing any time during the first 2 weeks

- **Required Forms:** Student-Athletes **WILL NOT** be able to tryout if any of the forms are missing or incomplete.

1) Physical Form-Signed by Physician and dated after **APRIL 15, 2024**

**Please have this completed prior to 7/15 so student-athlete can start the first day*

***Physical forms need to be uploaded to Final Forms and all other information completed in Final Forms prior to being able to start tryouts. [Final Forms](#) instructions are linked on the football page on the school website.**

***You can upload into Final Forms starting 5/1/24**

- **What to wear during first week:**

- First two days-shorts, t-shirt, helmet, football cleats
- Next three days- Shorts, t-shirt, helmet, shoulder pads, practice jersey, football cleats
- No pants or tights below the knee are allowed during heat acclimatization week.
- Bring running shoes in case we have to move inside to the gym due to rain.

- **Required equipment to be purchased:**

- White football pants with all the pads built in. The pants can be used for practice and game pants, as we will wear white pants for both home and away games.
- Mouth piece
- Cleats. Our school colors are navy, teal, white, and grey. It is preferred that student-athletes have cleats that are black, navy, white, or grey.
- Practice Jersey (we have old jerseys if needed)

*Participants may wear their own white helmet and shoulder pads, provided it meets NOSCAE standards.

*Fees-These will be collected after tryouts

- \$30 General Athletic Fee to be paid one time for the entire year for all sports that the student participates in.
- \$50 Football Fee (covers annual cost of field paint, weed control and fertilization, football equipment, medical supplies, etc.)

Website: <https://hunter.hcde.org/athletics/football> **email:** barth_e@hcde.org

Sunday	Monday	Tuesday	Wednesday	Thursday	Friday	Saturday
7	8	9	10	11	12	13
Heat Acclimatization Week →	<p>Check-in 7:00-8:00 am</p> <p>-Final Forms check for those that didn't come on 7/11 and get equipment.</p> <p>-If Final Forms is complete, arrive at 7:40 am</p> <p>Tryouts 8:00-10:00 am (helmet, t- shirt, shorts, cleats)</p> <p>**6:30 pm** Parent meeting via Zoom</p>	<p>Tryouts 8:00-10:00 am (helmet, t- shirt, shorts, cleats)</p>	<p>Tryouts 8:00-10:00 am (helmet, shoulder pads, shorts, cleats)</p>	<p>Tryouts 8:00-10:00 am (helmet, shoulder pads, shorts, cleats)</p>	<p>Tryouts 8:00-10:00 am (helmet, shoulder pads, shorts, cleats)</p>	
14	15	16	17	18	19	20
Full pads start for those that completed their acclimatization period →	<p>Tryouts 8:00-10:00 am (full pads contact evaluations)</p>	<p>Tryouts 8:00-10:00 am (full pads contact evaluations) *cuts made if necessary</p>	<p>Practice 8:00-10:00 am</p>	<p>Practice 8:00-10:00 am</p>	<p>No Practice</p>	
21	22	23	24	25	26	27
28	29	30	31			
	<p>Practice 8:00-10:00 am</p>	<p>Practice 8:00-10:00 am</p>	<p>Practice 8:00-10:00 am</p>			

*Athletes **MUST** have **2 days in helmet** and then **3 days in helmet and shoulder pads** prior to full contact. After those 5 day are completed, they will then have their full pads contact evaluation.

August

2024

Sunday	Monday	Tuesday	Wednesday	Thursday	Friday	Saturday
				1 Teachers PD Scrimmage vs. Ooltewah. Info to come later	2 Teacher PD No Practice	3
4 Teacher PD 6 th Grade HMS Experience Night No Practice	5 Teacher PD	6 Teacher PD Practice 3:00-5:00 pm	7 First Day of School Practice Until 5:00	8 Practice Until 5:00	9 Teacher PD No school for students No Practice	10 Jamboree Time and Location TBD

* Afternoon practice to get acclimated to afternoon heat

Sports Information

Season: Fall (July-October)

Football	(tryouts begin July 15)
Girls's Soccer	(tryouts begin June 4-6, 9:00-11:00)
Volleyball	(tryouts begin June 3-5, 12:30-2:30)
Cross Country	(Begins when students report to school)
Tennis	(Begins when students report to school)

Season: Winter (October- February)

Basketball	(tryouts begin in May 23-24) Girls- 23rd @ 3:30-5:00 24th @ 2:30-4:30 Boys- 23rd @ 5:30-7:00 24th @ 4:30-6:30
Wrestling	(tryouts begin in October)

Season: Spring (February- May)

Baseball	(tryouts pitchers/catchers will be first) (tryouts remainder of positions – one week later)
Boy's Soccer	(tryouts begin in February)
Golf	(tryouts begin in February)
Track	(tryouts begin in February)
Softball	(tryouts begin June 10-12 @ 5:00-7:00)

To try out and play for any sport, you must have a physical forms packet dated **AFTER** April 15, 2024 and you may not be failing more than one (1) class. Forms can be found on hunter.hcde.org underneath athletics. **All forms must be completed and uploaded to the new digital platform Final Forms before your student may tryout.**